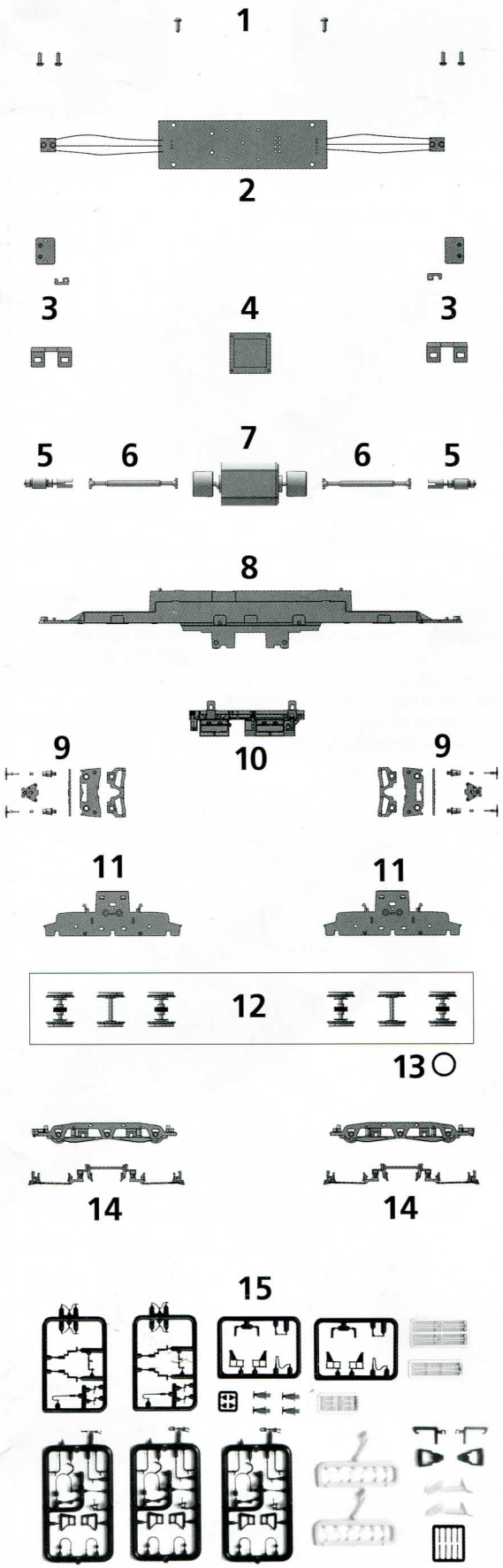
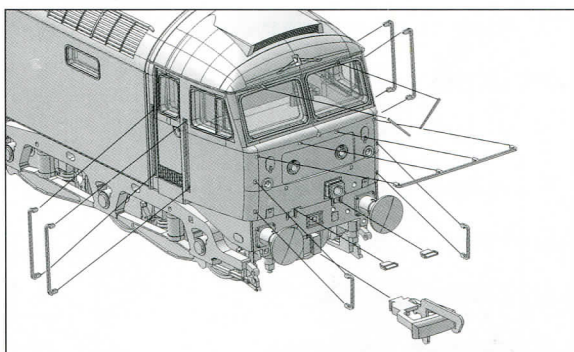
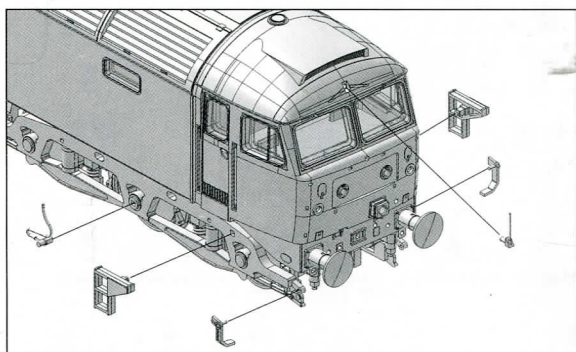

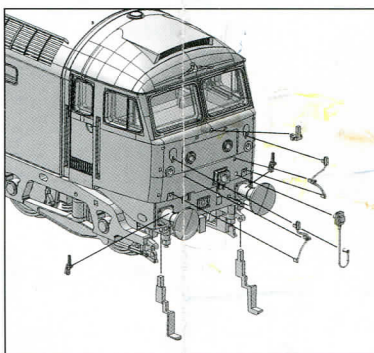
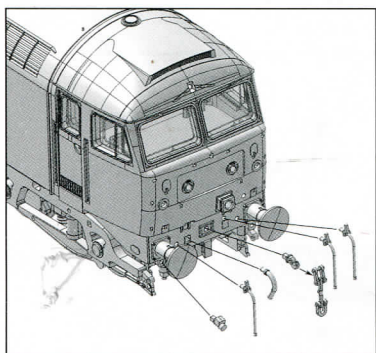
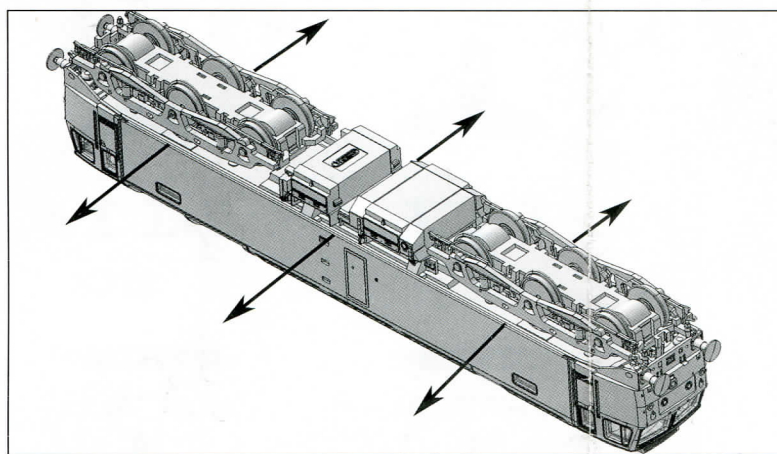
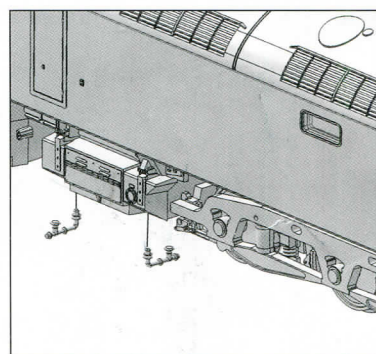


Pos.	Code	Description	Q.ty	Model
1	72005VI	Set of screws	12	
2	72039GL	Printed circuit	1	
3	700121P	Worm cover	2	
4	700123P	Motor support	1	
5	72005SF	Threaded worm	2	
6	700388P	Cardan shaft	2	
7	72005GM	Motor with flywheels	1	
8	72039FZ	Zamak chassis	1	
9	72039GL	Buffers and fairing for buffer	2	
10	701005PV	Under-frame	1	
11	72039PI	Gear box	2	
12	72039RM	Axles	6	
13	700328V	Traction tyres	24	
14	702039CA	Bogie	2	
15	72039A	Details set Class 47	1	



This model has been crafted in Italy by ViTrains in OO gauge.  
A powerful 5 pole motor is installed for precise & realistic operation.  
Fine detailed features ensure maximum realism and authentic liveries and graphics replicate precisely the original prototype down to the smallest detail.  
Quality control throughout the production process has been closely monitored to deliver a high quality premium product.  
A full range of spare parts is available to ensure that your loco can be maintained in perfect running order.



### MAINTENANCE

It is strongly recommended to periodically clean all wheels with a linen cloth moistened with light degreaser.  
Gears should be lubricated only with special greases designed for plastic synthetic materials.

To remove the body - gently ease the body side out in order to disengage the lateral grooves on the chassis.

This locomotive has been factory prepared for Digital decoder fitting. Remove the body and take the plug out. Insert the decoder as shown in photo. Always refer to the decoder instructions before assembling.

